



**CORPORATE**

**WEAR**



Elevate your corporate identity with our **PREMIUM WORK SHIRTS**. Made with the finest materials, these shirts provide the perfect platform to **SHOWCASE YOUR BRAND** with style and sophistication. With a wide range of styles to choose from, you can create a cohesive and professional look for your team. Our **CORPORATE WEAR** range has been designed to make a lasting impression.



Look sharp and professional  
in our **STYLISH OXFORD**  
**WEAVE** work shirt.



OXFORD WEAVE FABRIC DETAIL



CW-AL-181-A & CW-AL-182-A ARE AVAILABLE IN THE 3 COLOURS SHOWN ON THIS PAGE



**NEW**

CW-AL-181-A  
**MENS LONG SLEEVE OXFORD SHIRT**

**Weight** 120g/m<sup>2</sup> **Fabric** 80% polyester, 20% cotton • oxford weave • chest pocket • adjustable two button cuff • back yoke with box pleat • curved hem

DG2 SB W

HALF CHEST (CM) **STANDARD FIT**

S	M	L	XL	2XL	3XL	4XL	5XL
54	57	60	63	66	69	72	75

**NEW**

CW-AL-182-A  
**LADIES LONG SLEEVE OXFORD SHIRT**

**Weight** 120g/m<sup>2</sup> **Fabric** 80% polyester, 20% cotton • oxford weave • bust darts • adjustable two button cuff • curved hem with side slits

DG2 SB W

HALF CHEST (CM) **STANDARD FIT**

S	M	L	XL	2XL	3XL	4XL
49	52	55	58	61	64	67



ALT-EPML  
**MENS LONG SLEEVE EMPIRE SHIRT**

**Weight** 135g/m<sup>2</sup> **Fabric** 65% polyester, 35% cotton poplin  
 • concealed left chest pocket • adjustable cuffs

BL N SB W

HALF CHEST (CM) **STANDARD FIT**

S	M	L	XL	2XL	3XL	4XL	5XL
52	56	60	64	68	72	76	80


ALT-EPLL  
**LADIES LONG SLEEVE EMPIRE SHIRT**

**Weight** 135g/m<sup>2</sup> **Fabric** 65% polyester, 35% cotton poplin  
 • long sleeves with adjustable cuffs • side slits • front and back yoke

BL N SB W

HALF CHEST (CM) **STANDARD FIT**

S	M	L	XL	2XL	3XL	4XL
45	49	53	57	61	65	69



ALT-EPMS  
**MENS SHORT SLEEVE EMPIRE SHIRT**

**Weight** 135g/m<sup>2</sup> **Fabric** 65% polyester, 35% cotton poplin  
 • concealed left chest pocket

BL N SB W

HALF CHEST (CM) **STANDARD FIT**

S	M	L	XL	2XL	3XL	4XL	5XL
52	56	60	64	68	72	76	80

ALT-EPLS  
**LADIES SHORT SLEEVE EMPIRE SHIRT**

**Weight** 135g/m<sup>2</sup> **Fabric** 65% polyester, 35% cotton poplin  
 • side slits • front and back yoke

BL N SB W

HALF CHEST (CM) **STANDARD FIT**

S	M	L	XL	2XL	3XL	4XL
45	49	53	57	61	65	69

ALT-EPML, ALT-EPLL, ALT-EPMS & ALT-EPLS ARE AVAILABLE IN THE 4 COLOURS SHOWN ON THIS PAGE



PRICE INCLUDES DIGITAL TRANSFER. SEE PAGE 3 FOR DETAILS



BAS-7756  
**MENS SHORT SLEEVE  
 KENSINGTON SHIRT**

**Weight** 105g/m<sup>2</sup> **Fabric** 65% polyester, 35% cotton poplin • tonal buttons • chest pocket • back yoke with knife pleats • curved hem

BL GY LB N R RB W

HALF CHEST (CM) **STANDARD FIT**

S	M	L	XL	2XL	3XL	4XL	5XL
55	58	61	64	67	70	73	76

BAS-7757  
**LADIES SHORT SLEEVE  
 KENSINGTON SHIRT**

**Weight** 105g/m<sup>2</sup> **Fabric** 65% polyester, 35% cotton poplin • tonal buttons • two chest pockets with button down flap • tab details on sleeve • front and back darts • back yoke • curved hem

BL GY LB N R RB W

HALF CHEST (CM) **STANDARD FIT**

S	M	L	XL	2XL	3XL	4XL
48	51	54	57	60	63	66

BAS-7756 & BAS-7757 ARE AVAILABLE IN THE 7 COLOURS SHOWN ON THIS PAGE



BAS-7758

**MENS LONG SLEEVE KENSINGTON SHIRT**

**Weight** 105g/m<sup>2</sup> **Fabric** 65% polyester, 35% cotton poplin • tonal buttons  
 • chest pocket • back yoke with knife pleats  
 • adjustable two button cuff • curved hem

BL GY LB N W

HALF CHEST (CM) **STANDARD FIT**

S	M	L	XL	2XL	3XL	4XL	5XL
55	58	61	64	67	70	73	76

BAS-7759

**LADIES LONG SLEEVE KENSINGTON SHIRT**

**Weight** 105g/m<sup>2</sup> **Fabric** 65% polyester, 35% cotton poplin • tonal buttons  
 • two chest pockets with button down flap • two button cuff • front and back darts • back yoke • curved hem

BL GY LB N W

HALF CHEST (CM) **STANDARD FIT**

S	M	L	XL	2XL	3XL	4XL
48	51	54	57	60	63	66



BAS-7758 & BAS-7759 ARE AVAILABLE IN THE 5 COLOURS SHOWN ON THIS PAGE



PRICE INCLUDES DIGITAL TRANSFER OR EMBROIDERY. SEE PAGE 3 FOR DETAILS





A versatile style,  
crafted from  
**100% MOISTURE  
ABSORBENT**  
cotton twill.

BAS-7770 & BAS-7771 ARE AVAILABLE IN THE 2 COLOURS SHOWN ON THIS SPREAD

**BAS-7770**  
**MENS SHORT SLEEVE MILANO SHIRT**

**Weight** 150g/m<sup>2</sup> **Fabric** 100% cotton twill • tonal buttons  
• chest pocket • back yoke with box pleat • curved hem

BL W

HALF CHEST (CM) **STANDARD FIT**

S	M	L	XL	2XL	3XL	4XL	5XL
55	58	61	64	67	70	73	76

**BAS-7771**  
**LADIES SHORT SLEEVE MILANO SHIRT**

**Weight** 150g/m<sup>2</sup> **Fabric** 100% cotton twill • tonal buttons  
• front and back darts • back yoke

BL W

HALF CHEST (CM) **STANDARD FIT**

S	M	L	XL	2XL	3XL	4XL
48	51	54	57	60	63	66

PRICE INCLUDES DIGITAL TRANSFER OR EMBROIDERY. SEE **PAGE 3** FOR DETAILS



BAS-7772 & BAS-7773 ARE AVAILABLE IN THE 2 COLOURS SHOWN ON THIS SPREAD

BAS-7772

### MENS LONG SLEEVE MILANO SHIRT

**Weight** 150g/m<sup>2</sup> **Fabric** 100% cotton twill • tonal buttons • chest pocket  
 • adjustable two button cuff • back yoke with box pleat • curved hem

**BL** **W**

HALF CHEST (CM) **STANDARD FIT**

S	M	L	XL	2XL	3XL	4XL	5XL
55	58	61	64	67	70	73	76

BAS-7773

### LADIES LONG SLEEVE MILANO SHIRT

**Weight** 150g/m<sup>2</sup> **Fabric** 100% cotton twill • tonal buttons  
 • front and back darts • adjustable two button cuff • back yoke

**BL** **W**

HALF CHEST (CM) **STANDARD FIT**

S	M	L	XL	2XL	3XL	4XL
48	51	54	57	60	63	66



BAS-11210


**LADIES LONG SLEEVE AVA BLOUSE**

**Weight** 100g/m<sup>2</sup> **Fabric** 100% polyester • mandarin collar  
 • placket down centre front • bust darts • keyhole and pleat detail at cuff with one button

BL C N

HALF CHEST (CM) **STANDARD FIT**

S	M	L	XL	2XL	3XL	4XL
47	50	53	56	59	62	65



CONCEALED PLECKET DOWN CENTRE FRONT



KEYHOLE & PLEAT DETAIL AT CUFF WITH ONE BUTTON

BAS-11209

**LADIES SHORT SLEEVE AVA BLOUSE**

**Weight** 100g/m<sup>2</sup> **Fabric** 100% polyester • mandarin collar  
 • concealed placket down centre front • bust darts

BL C N

HALF CHEST (CM) **STANDARD FIT**

S	M	L	XL	2XL	3XL	4XL
47	50	53	56	59	62	65

BAS-11210 & BAS-11209 ARE AVAILABLE IN THE 3 COLOURS SHOWN ON THIS PAGE



PRICE INCLUDES DIGITAL TRANSFER. SEE PAGE 3 FOR DETAILS



DOUBLE PLACKET  
DOWN CENTRE FRONT  
KEYHOLE & PLEAT DETAIL AT  
CUFF WITH ONE BUTTON

BAS-11208

**LADIES LONG SLEEVE  
ZENOBIA BLOUSE**

**Weight** 100g/m<sup>2</sup> **Fabric** 100% polyester

- mandarin collar with two pleats
- double placket down centre front
- keyhole and pleat detail at cuff with one button
- back yoke with box pleat

BL N W

HALF CHEST (CM) **STANDARD FIT**

S	M	L	XL	2XL	3XL	4XL
49	52	55	58	61	64	67





ALT-NHML  
**MENS LONG SLEEVE  
 NOTTINGHAM SHIRT**

**Weight** 110g/m<sup>2</sup> **Fabric** 55% polyester, 45% cotton, herringbone • button down collar  
 • back yoke with box pleat • adjustable cuffs  
 • curved hem


GY N P SB W

HALF CHEST (CM) **STANDARD FIT**

S	M	L	XL	2XL	3XL	4XL	5XL
52	56	60	64	68	72	76	80



BUTTON DOWN COLLAR



HERRINGBONE PATTERN

ALT-NHLL  
**LADIES LONG SLEEVE  
 NOTTINGHAM SHIRT**

**Weight** 110g/m<sup>2</sup> **Fabric** 55% polyester, 45% cotton, herringbone • front and back darts for shaping • two button cuff  
 • curved hem • side slits

GY N P SB W

HALF CHEST (CM) **STANDARD FIT**

S	M	L	XL	2XL	3XL	4XL
45	49	53	57	61	65	69



ALT-NHML, ALT-NHLL, ALT-NHMS & ALT-NHLS ARE AVAILABLE IN THE 5 COLOURS SHOWN ON THIS PAGE



ALT-NHMS  
**MENS SHORT SLEEVE NOTTINGHAM SHIRT**

**Weight** 110g/m<sup>2</sup> **Fabric** 55% polyester, 45% cotton, herringbone  
 • button down collar • back yoke with box pleat  
 • curved hem

GY N P SB W

HALF CHEST (CM) **STANDARD FIT**

S	M	L	XL	2XL	3XL	4XL	5XL
52	56	60	64	68	72	76	80

ALT-NHLS  
**LADIES SHORT SLEEVE NOTTINGHAM SHIRT**

**Weight** 110g/m<sup>2</sup> **Fabric** 55% polyester, 45% cotton, herringbone  
 • front and back darts for shaping • stylish two button cuff  
 • curved hem • side slits

GY N P SB W

HALF CHEST (CM) **STANDARD FIT**

S	M	L	XL	2XL	3XL	4XL
45	49	53	57	61	65	69



ALT-NAML  
**MENS LONG SLEEVE NORTHAMPTON SHIRT**

**Weight** 110g/m<sup>2</sup> **Fabric** 65% polyester, 35% cotton, yarn-dyed stripe • chest pocket • branded buttons • adjustable cuffs

BL RB SB

HALF CHEST (CM) **STANDARD FIT**

S	M	L	XL	2XL	3XL	4XL	5XL
52	56	60	64	68	72	76	80

ALT-NALL  
**LADIES LONG SLEEVE NORTHAMPTON SHIRT**

**Weight** 110g/m<sup>2</sup> **Fabric** 65% polyester, 35% cotton, yarn-dyed stripe • open collar • front and back darts for shaping • adjustable cuffs • curved hem with side slits

BL RB SB

HALF CHEST (CM) **STANDARD FIT**

S	M	L	XL	2XL	3XL	4XL
45	49	53	57	61	65	69



YARN-DYED STRIPE DETAIL



ADJUSTABLE CUFFS ON LONG SLEEVE SHIRTS



OPEN COLLAR ON LADIES SHIRTS

**ALT-NAMS**  
**MENS SHORT SLEEVE NORTHAMPTON SHIRT**

**Weight** 110g/m<sup>2</sup> **Fabric** 65% polyester, 35% cotton, yarn-dyed stripe • chest pocket • branded buttons • turn-up at sleeve

BL RB SB

HALF CHEST (CM) **STANDARD FIT**

S	M	L	XL	2XL	3XL	4XL	5XL
52	56	60	64	68	72	76	80

**ALT-NALS**  
**LADIES SHORT SLEEVE NORTHAMPTON SHIRT**

**Weight** 110g/m<sup>2</sup> **Fabric** 65% polyester, 35% cotton, yarn-dyed stripe • open collar • front and back darts for shaping • turn-up cuffs • curved hem with side slits

BL RB SB

HALF CHEST (CM) **STANDARD FIT**

S	M	L	XL	2XL	3XL	4XL
45	49	53	57	61	65	69

ALT-NAML, ALT-NALL, ALT-NAMS & ALT-NALS ARE AVAILABLE IN THE 3 COLOURS SHOWN ON THIS PAGE



PRICE INCLUDES DIGITAL TRANSFER. SEE PAGE 3 FOR DETAILS



BAS-3418

**MENS SHORT SLEEVE ASTON SHIRT**

**Weight** 95g/m<sup>2</sup> **Fabric** 60% polyester, 40% cotton, yarn-dyed check poplin • tonal buttons • chest pocket • back yoke with knife pleats • curved hem

BL GY LB N

HALF CHEST (CM) **STANDARD FIT**

S	M	L	XL	2XL	3XL	4XL	5XL
55	58	61	64	67	70	73	76



BAS-3420

**LADIES SHORT SLEEVE ASTON SHIRT**

**Weight** 95g/m<sup>2</sup> **Fabric** 60% polyester, 40% cotton, yarn-dyed check poplin • tonal buttons • chest pocket • side slits • back yoke • curved hem

BL GY LB N

HALF CHEST (CM) **STANDARD FIT**

S	M	L	XL	2XL	3XL	4XL
48	51	54	57	60	63	66

BAS-3418 & BAS-3420 ARE AVAILABLE IN THE 4 COLOURS SHOWN ON THIS PAGE



PRICE INCLUDES DIGITAL TRANSFER OR EMBROIDERY. SEE **PAGE 3** FOR DETAILS



BAS-3419 & BAS-3421 ARE AVAILABLE IN THE 4 COLOURS SHOWN ON THIS PAGE

**BAS-3419**  
**MENS LONG SLEEVE ASTON SHIRT**

**Weight** 95g/m<sup>2</sup> **Fabric** 60% polyester, 40% cotton, yarn-dyed check poplin • tonal buttons • chest pocket • adjustable two button cuff • back yoke with knife pleats • curved hem

BL GY LB N

HALF CHEST (CM) **STANDARD FIT**

S	M	L	XL	2XL	3XL	4XL	5XL
55	58	61	64	67	70	73	76

**BAS-3421**  
**LADIES LONG SLEEVE ASTON SHIRT**

**Weight** 95g/m<sup>2</sup> **Fabric** 60% polyester, 40% cotton, yarn-dyed check poplin • tonal buttons • chest pocket • two button cuff • side slits • back yoke • curved hem

BL GY LB N

HALF CHEST (CM) **STANDARD FIT**

S	M	L	XL	2XL	3XL	4XL
48	51	54	57	60	63	66

PRICE INCLUDES DIGITAL TRANSFER OR EMBROIDERY. SEE PAGE 3 FOR DETAILS



The ultimate combination of **COMFORT AND STYLE**.  
 Our **EASY-CARE** work shirt, features a durable fabric  
 blend, a sleek tailored fit, and **STYLISH FEATURES**.



UPMARKET BASKET WEAVE FABRIC



BUTTON DETAIL ON LADIES LONG SLEEVE SHIRT

BAS-10270  
**MENS LONG SLEEVE WALLSTREET SHIRT**

**Weight** 110g/m<sup>2</sup> **Fabric** 55% polyester, 45% cotton, basket weave • tonal buttons • two button adjustable cuff • back yoke with box pleat

BU N W

HALF CHEST (CM) STANDARD FIT							
S	M	L	XL	2XL	3XL	4XL	5XL
55	58	61	64	67	70	73	76

BAS-10271  
**LADIES LONG SLEEVE WALLSTREET SHIRT**

**Weight** 110g/m<sup>2</sup> **Fabric** 55% polyester, 45% cotton, basket weave • concealed placket • front and back darts • bust darts • three button cuff

BU N W

HALF CHEST (CM) STANDARD FIT							
S	M	L	XL	2XL	3XL	4XL	
49	52	55	58	61	64	67	

BAS-10270 & BAS-10271 ARE AVAILABLE IN THE 3 COLOURS SHOWN ON THIS PAGE



PRICE INCLUDES EMBROIDERY. SEE PAGE 3 FOR DETAILS



BAS-9502 & BAS-9503 ARE AVAILABLE IN THE 2 COLOURS SHOWN ON THIS SPREAD

**BAS-9502  
MENS LONG SLEEVE  
WARRINGTON SHIRT**

**Weight** 105g/m<sup>2</sup> **Fabric** 65% polyester, 35% cotton poplin • contrast check detail at inner collar stand, placket and cuff  
• chest pocket • back yoke with knife pleats  
• curved hem

BL N

HALF CHEST (CM) **STANDARD FIT**

S	M	L	XL	2XL	3XL	4XL	5XL
55	58	61	64	67	70	73	76

**BAS-9503  
LADIES LONG SLEEVE  
WARRINGTON SHIRT**

**Weight** 105g/m<sup>2</sup> **Fabric** 65% polyester, 35% cotton poplin • contrast check detail at inner collar stand, placket and cuff  
• chest pocket • front and back darts  
• back yoke • curved hem


BL N

HALF CHEST (CM) **STANDARD FIT**

S	M	L	XL	2XL	3XL	4XL
49	52	55	58	61	64	67







**BIZ-3630**  
**MENS LONG SLEEVE MICRO CHECK SHIRT**

**Weight** 105g/m<sup>2</sup> **Fabric** 50% cotton, 50% polyester, easy iron, yarn-dyed fabric • adjustable two button cuff • tonal buttons • chest pocket • back yoke with knife pleats • extended back length • curved hem

**BU** **LB** **N**

HALF CHEST (CM) **STANDARD FIT**

S	M	L	XL	2XL	3XL	4XL
56	59	62.5	66	69.5	74	79

**BIZ-3631**  
**MENS SHORT SLEEVE MICRO CHECK SHIRT**

**Weight** 105g/m<sup>2</sup> **Fabric** 50% cotton, 50% polyester, easy iron, yarn-dyed fabric • tonal buttons • chest pocket • back yoke with knife pleats • extended back length • curved hem

**BU** **LB** **N**

HALF CHEST (CM) **STANDARD FIT**

S	M	L	XL	2XL	3XL	4XL
56	59	62.5	66	69.5	74	79

BIZ-3630 & BIZ-3631 ARE AVAILABLE IN THE 3 COLOURS SHOWN ON THIS PAGE



PRICE INCLUDES DIGITAL TRANSFER OR EMBROIDERY. SEE **PAGE 3** FOR DETAILS

BIZ-3632

**LADIES 3/4 SLEEVE  
MICRO CHECK SHIRT**

**Weight** 105g/m<sup>2</sup> **Fabric** 50% cotton, 50% polyester, easy iron, yarn-dyed fabric • 3/4 cuffed sleeves with slits • tonal buttons • front and back darts • curved hem

BU LB N

HALF CHEST (CM) **STANDARD FIT**

S	M	L	XL	2XL	3XL	4XL
48.5	51	54	56.5	59	61.5	64

MICRO-CHECK PATTERN









BAS-3416 & BAS-3417 ARE AVAILABLE IN THE 2 COLOURS SHOWN ON THIS SPREAD

**BAS-3416**  
**MENS LONG SLEEVE KENTON SHIRT**

**Weight** 95g/m<sup>2</sup> **Fabric** 60% polyester, 40% cotton, yarn-dyed check poplin • contrast inner placket • chest pocket • contrast side seam tab detail • back yoke with knife pleats • curved hem

**N** **R**

HALF CHEST (CM) **STANDARD FIT**

S	M	L	XL	2XL	3XL	4XL	5XL
55	58	61	64	67	70	73	76

**BAS-3417**  
**LADIES LONG SLEEVE KENTON SHIRT**

**Weight** 95g/m<sup>2</sup> **Fabric** 60% polyester, 40% cotton, yarn-dyed check poplin • contrast inner placket • chest pocket • contrast side seam tab detail with slits • back yoke • curved hem

**N** **R**

HALF CHEST (CM) **STANDARD FIT**

S	M	L	XL	2XL	3XL	4XL
48	51	54	57	60	63	66



BAS-10260

**MENS LONG SLEEVE CAROLINA SHIRT**

**Weight** 105g/m<sup>2</sup> **Fabric** 60% polyester, 40% cotton, dobby weave • surface interest • chest pocket • two button cuff • back yoke with box pleat

SB W

HALF CHEST (CM) **STANDARD FIT**

S	M	L	XL	2XL	3XL	4XL	5XL
55	58	61	64	67	70	73	76



TWO BUTTON CUFF



SURFACE INTEREST DETAIL

PRICE INCLUDES EMBROIDERY. SEE PAGE 3 FOR DETAILS



BAS-10260 & BAS-10261 ARE AVAILABLE IN THE 2 COLOURS SHOWN ON THIS SPREAD

BAS-10261  
**LADIES LONG SLEEVE CAROLINA SHIRT**

**Weight** 105g/m<sup>2</sup> **Fabric** 60% polyester, 40% cotton, dobby weave • surface interest • open collar • front and back darts • bust darts • two button cuff • back yoke • curved hem

SB W

HALF CHEST (CM) **STANDARD FIT**

S	M	L	XL	2XL	3XL	4XL
49	52	55	58	61	64	67




TWO BUTTON CUFF



SURFACE INTEREST DETAIL



Crafted for  
**EXCEPTIONAL  
COMFORT**  
and built to last.



BAS-7768

**MENS LONG SLEEVE WINDSOR SHIRT**

**Weight** 130g/m<sup>2</sup> **Fabric** 70% cotton, 30% polyester, slub chambray • two chest pockets with button down flaps  
• contrast inner collar stand • contrast stitching  
• curved hem

GY N

HALF CHEST (CM) **STANDARD FIT**

S	M	L	XL	2XL	3XL	4XL	5XL
55	58	61	64	67	70	73	76

BAS-7769

**LADIES LONG SLEEVE WINDSOR SHIRT**

**Weight** 130g/m<sup>2</sup> **Fabric** 70% cotton, 30% polyester, slub chambray • two chest pockets with button down flaps  
• contrast inner collar stand • contrast stitching • front and back darts • back yoke • curved hem

GY N

HALF CHEST (CM) **STANDARD FIT**

S	M	L	XL	2XL	3XL	4XL
48	51	54	57	60	63	66



BAS-7768, BAS-7769, BAS-7766 & BAS-7767 ARE AVAILABLE IN THE 2 COLOURS SHOWN ON THIS SPREAD

**BAS-7766  
MENS SHORT SLEEVE WINDSOR SHIRT**

**Weight** 130g/m<sup>2</sup> **Fabric** 70% cotton, 30% polyester, slub chambray • two chest pockets with button down flaps • contrast inner collar stand • contrast stitching • curved hem

GY N

HALF CHEST (CM) **STANDARD FIT**

S	M	L	XL	2XL	3XL	4XL	5XL
55	58	61	64	67	70	73	76

**BAS-7767  
LADIES SHORT SLEEVE WINDSOR SHIRT**

**Weight** 130g/m<sup>2</sup> **Fabric** 70% cotton, 30% polyester, slub chambray • two chest pockets with button down flaps • contrast inner collar stand • contrast stitching • front and back darts • back yoke • curved hem

GY N

HALF CHEST (CM) **STANDARD FIT**

S	M	L	XL	2XL	3XL	4XL
48	51	54	57	60	63	66

PRICE INCLUDES DIGITAL TRANSFER OR EMBROIDERY. SEE PAGE 3 FOR DETAILS



BAS-809 & BAS-810 ARE AVAILABLE IN THE 6 COLOURS SHOWN ON THIS PAGE



STRIPED INNER COLLAR DETAIL ON MENS ASPEN SHIRTS (EXCEPT WHITE)



BAS-809

**MENS SHORT SLEEVE ASPEN SHIRT**

**Weight** 130g/m<sup>2</sup> **Fabric** 70% cotton, 30% polyester, oxford fabric  
 • button down collar • striped neck band • chest pocket • turn up at sleeve • back yoke • shaped hem

BL BU GY NB R W

HALF CHEST (CM) **RELAXED FIT**

S	M	L	XL	2XL	3XL	4XL	5XL
58	61	64	67	70	73	76	79

BAS-810



**MENS LONG SLEEVE ASPEN SHIRT**

**Weight** 130g/m<sup>2</sup> **Fabric** 70% cotton, 30% polyester, oxford fabric  
 • button down collar • striped neck band • chest pocket  
 • adjustable two button cuff • shaped hem

BL BU GY NB R W

HALF CHEST (CM) **RELAXED FIT**

S	M	L	XL	2XL	3XL	4XL	5XL
58	61	64	67	70	73	76	79



BAS-808 & BAS-4764 ARE AVAILABLE IN THE 6 COLOURS SHOWN ON THIS PAGE



**BAS-808**  
**LADIES SHORT SLEEVE ASPEN SHIRT**

**Weight** 130g/m<sup>2</sup> **Fabric** 70% cotton, 30% polyester, oxford fabric  
 • pearlised buttons • front and back darts • bust darts • back yoke • shaped hem

BL BU GY NB R W

HALF CHEST (CM) **STANDARD FIT**

S	M	L	XL	2XL	3XL	4XL
48	51	54	57	60	63	66

**BAS-4764**  
**LADIES LONG SLEEVE ASPEN SHIRT**

**Weight** 130g/m<sup>2</sup> **Fabric** 70% cotton, 30% polyester, oxford fabric  
 • pearlised buttons • front and back darts • bust darts • adjustable two button cuff • back yoke • shaped hem

BL BU GY NB R W

HALF CHEST (CM) **STANDARD FIT**

S	M	L	XL	2XL	3XL	4XL
48	51	54	57	60	63	66

PRICE INCLUDES DIGITAL TRANSFER OR EMBROIDERY. SEE PAGE 3 FOR DETAILS





**STYLE AND COMFORT,**  
 wrapped up in 100% cotton  
 cross hatch denim.



BAS-11204

**MENS LONG SLEEVE  
 EASTWOOD SHIRT**

**Weight** 5.2oz **Fabric** 100% cotton, cross hatch denim • two front pockets • back yoke with two knife pleats

**BU**

HALF CHEST (CM) **STANDARD FIT**

<b>S</b>	<b>M</b>	<b>L</b>	<b>XL</b>	<b>2XL</b>	<b>3XL</b>	<b>4XL</b>	<b>5XL</b>
55	58	61	64	67	70	73	76

PRICE INCLUDES DIGITAL TRANSFER OR EMBROIDERY. SEE **PAGE 3** FOR DETAILS



BAS-11205  
**LADIES LONG SLEEVE  
 EASTWOOD SHIRT**

**Weight** 5.2oz **Fabric** 100% cotton, cross hatch denim • two v front pockets with button down flap • front darts • curved hem

BU

HALF CHEST (CM) **STANDARD FIT**

S	M	L	XL	2XL	3XL	4XL
48	51	54	57	60	63	66



# SYCAMORE LONG SLEEVE SHIRT

This cosmopolitan button-up shirt boasts a classic and contemporary style..

ELE-4012

## MENS LONG SLEEVE SYCAMORE SHIRT

**Weight** 125g/m<sup>2</sup> **Fabric** 50% cotton, 50% polyester, dobby weave • two button adjustable cuff • tonal buttons • chest pocket • back yoke with box pleat • curved hem

BL BU N W

HALF CHEST (CM) **STANDARD FIT**

S	M	L	XL	2XL	3XL	4XL
56	58.5	61	66	68.5	71	75

ELE-4013

## LADIES LONG SLEEVE SYCAMORE SHIRT

**Weight** 125g/m<sup>2</sup> **Fabric** 50% cotton, 50% polyester, dobby weave • two button cuff • tonal buttons • front dart • bust dart • back yoke with 3-piece back panel • curved hem

BL BU N W

HALF CHEST (CM) **STANDARD FIT**

S	M	L	XL	2XL	3XL
48	51	54.5	57	60	62



ELE-4012 & ELE-4013 ARE AVAILABLE IN THE 4 COLOURS SHOWN ON THIS SPREAD



PRICE INCLUDES DIGITAL TRANSFER OR EMBROIDERY. SEE PAGE 3 FOR DETAILS





CW-AV-179-A & CW-AV-180-A ARE AVAILABLE IN THE 3 COLOURS SHOWN ON THIS PAGE

The **STRETCH PROPERTIES** allow you to enjoy **FREEDOM OF MOVEMENT**, without compromising on a sleek and stylish tailored look.

**NEW**

CW-AV-179-A

**MENS LONG SLEEVE  
ALEX VARGA OPUS STRETCH SHIRT**

**Weight** 150g/m<sup>2</sup> **Fabric** 65% cotton 33% polyester 2% spandex  
• satin stretch fabric ensures comfort and ease of movement  
• sleek and stylish design • adjustable two button cuff  
• engraved tonal buttons • back yoke • curved hem • Alex Varga silicone logo



HALF CHEST (CM) **STANDARD FIT**

S	M	L	XL	2XL	3XL	4XL	5XL
52	56	60	64	68	72	76	80

**NEW**

CW-AV-180-A

**LADIES LONG SLEEVE  
ALEX VARGA OPUS STRETCH SHIRT**

**Weight** 150g/m<sup>2</sup> **Fabric** 65% cotton 33% polyester 2% spandex  
• satin stretch fabric ensures comfort and ease of movement  
• sleek and stylish design • adjustable two button cuff • engraved tonal double buttons • front and back darts for shaping • side slits  
• back yoke • curved hem • Alex Varga silicone logo



HALF CHEST (CM) **STANDARD FIT**

S	M	L	XL	2XL	3XL	4XL
45	49	53	57	61	65	69



ALEX VARGA SILICONE LOGO ON SLEEVE



PRICE INCLUDES DIGITAL TRANSFER. SEE PAGE 3 FOR DETAILS



**BAS-7760**  
**MENS SHORT SLEEVE WILDSTONE SHIRT**

**Weight** 150g/m<sup>2</sup> **Fabric** 100% cotton twill • front and back yoke • two pleated chest pockets with button flap • metal buttons

BL CAM KH HE N ST W

HALF CHEST (CM) **STANDARD FIT**

S	M	L	XL	2XL	3XL	4XL	5XL
55	58	61	64	67	70	73	76

**BAS-7761**  
**LADIES SHORT SLEEVE WILDSTONE SHIRT**

**Weight** 150g/m<sup>2</sup> **Fabric** 100% cotton twill • two pleated chest pockets with button flap • metal buttons • back yoke • curved hem

BL CAM KH HE N ST W

HALF CHEST (CM) **STANDARD FIT**

S	M	L	XL	2XL	3XL	4XL
48	51	54	57	60	63	66

BAS-7760, BAS-7761, BAS-7762 & BAS-7763 ARE AVAILABLE IN THE 7 COLOURS SHOWN ON THIS PAGE



**BAS-7762  
MENS LONG SLEEVE WILDSTONE SHIRT**

**Weight** 150g/m<sup>2</sup> **Fabric** 100% cotton twill • front and back yoke • two pleated chest pockets with button flap • metal buttons

BL CAM KH N ST W

HALF CHEST (CM) **STANDARD FIT**

S	M	L	XL	2XL	3XL	4XL	5XL
55	58	61	64	67	70	73	76

**BAS-7763  
LADIES LONG SLEEVE WILDSTONE SHIRT**

**Weight** 150g/m<sup>2</sup> **Fabric** 100% cotton twill • two pleated chest pockets with button flap • metal buttons • back yoke • curved hem

BL CAM KH N ST W

HALF CHEST (CM) **STANDARD FIT**

S	M	L	XL	2XL	3XL	4XL
48	51	54	57	60	63	66





# BUILT TO WITHSTAND RUGGED LANDSCAPES



ALT-SGMS  
**MENS SHORT SLEEVE  
 SERENGETI 2-TONE BUSH SHIRT**

**Weight** 160g/m<sup>2</sup> **Fabric** 100% brushed cotton twill • box pleated pockets with button down flap • front and back contrast yoke • back yoke has a box pleat • metal buttons • twin needle finishing at seams for strength and durability

MG ST **STMG**

HALF CHEST (CM) **STANDARD FIT**

S	M	L	XL	2XL	3XL	4XL	5XL
52	56	60	64	68	72	76	80